

# SOCIAL STUDIES

## PRETEST



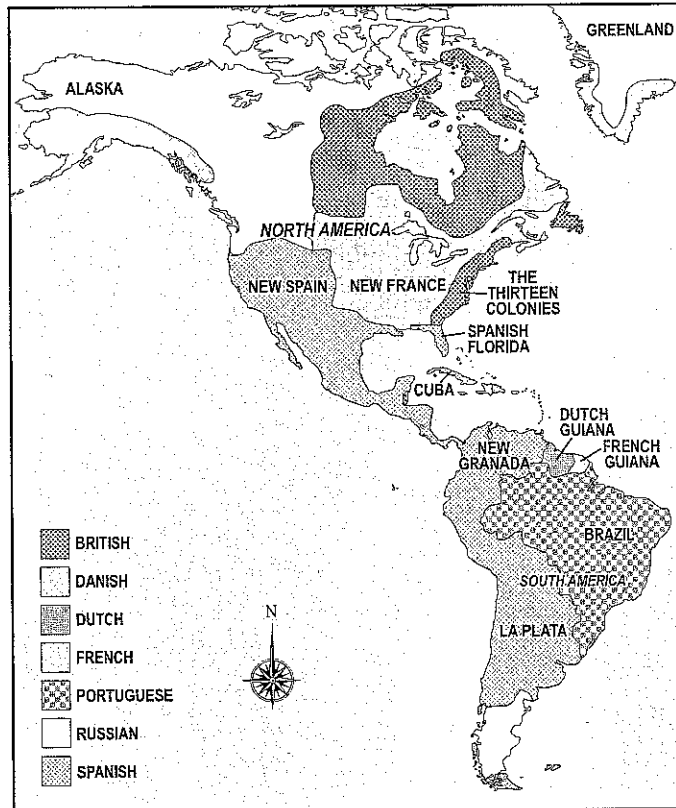
Use the map to answer questions 1-2.

1. Which European countries claimed the most territory in South America in 1763?
  - A. France and Spain
  - B. Portugal and Spain
  - C. Brazil and La Plata
  - D. Portugal and the Netherlands (Dutch)
2. Which European countries claimed small portions of South America in 1763?
  - A. Portugal and Spain
  - B. Brazil and La Plata
  - C. New Granada and La Plata
  - D. the Netherlands (Dutch) and France



# SOCIAL STUDIES

## PRETEST



Use the map to answer questions 3-5.

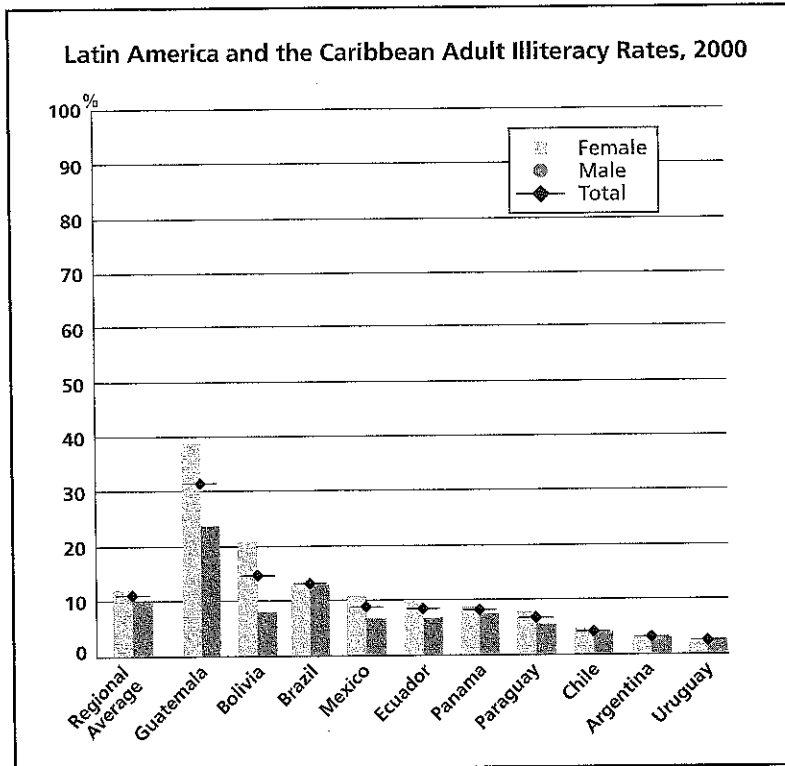
3. What was the Spanish territory southeast of New Spain?
  - A. Alaska
  - B. British Honduras
  - C. Louisiana
  - D. New Granada
  
4. Spanish Florida was north of which colony?
  - A. Cuba
  - B. Louisiana
  - C. Rupert's Land
  - D. Thirteen Colonies

5. Which of the following statements is TRUE based on information in the map?
  - A. British and French territory was growing in South America in 1763.
  - B. The Spanish and Portuguese had the largest land claims in the New World in 1763.
  - C. The British, French, Spanish, and Portuguese claimed equal amounts of land in South America.
  - D. The Portuguese and Spanish were fighting for control of the lands in Central America and the Caribbean.



# SOCIAL STUDIES

## PRETEST



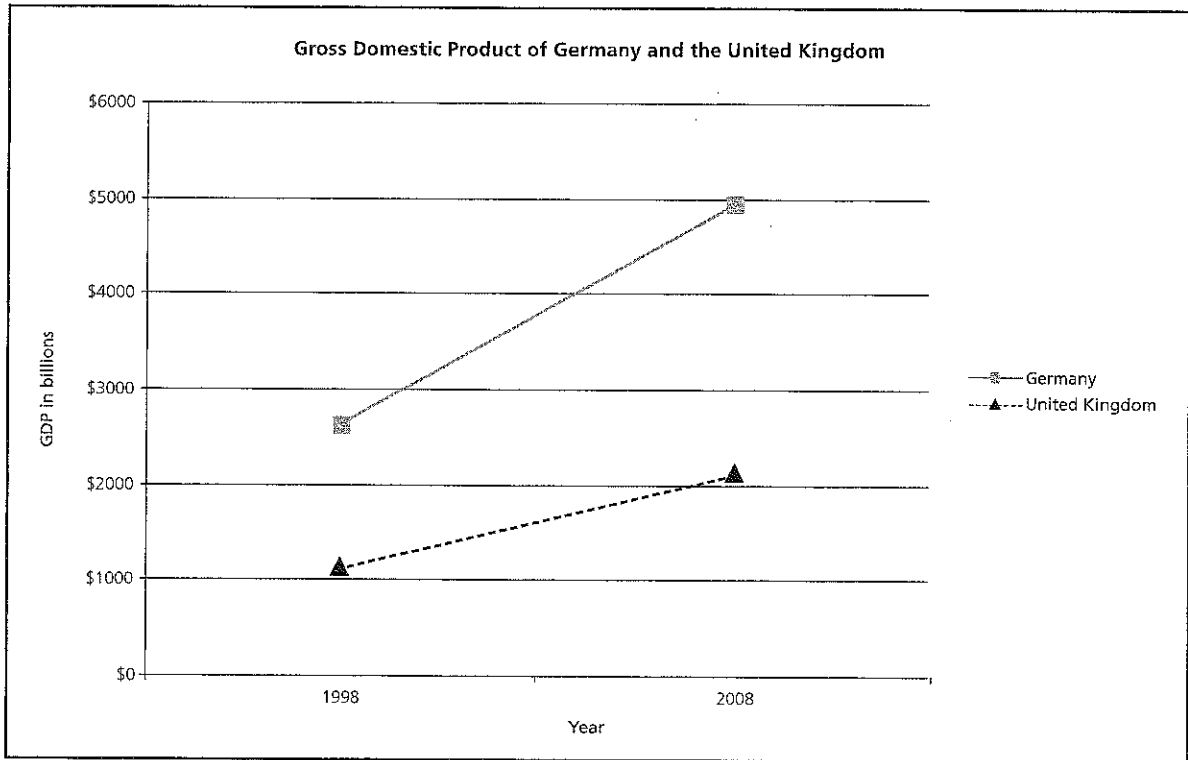
Use the graph to answer the questions 6-8.

6. Which country had the highest illiteracy rate?
- A. Argentina
  - B. Brazil
  - C. Guatemala
  - D. Uruguay
7. Which country had the greatest difference between boys' and girls' literacy rates?
- A. Argentina
  - B. Brazil
  - C. Guatemala
  - D. Uruguay
8. Which question could be answered using the graph?
- A. Which Caribbean country has the highest literacy rate?
  - B. What country in South America has the highest illiteracy rate?
  - C. How has the literacy rate in Bolivia changed in the past five years?
  - D. What was the average rate of illiteracy in Latin America and the Caribbean in 2000?



# SOCIAL STUDIES

## PRETEST



Use the graph to answer questions 9-11.

9. Which country had the greatest gain in GDP from 1998 to 2008?
- A. Germany
  - B. United Kingdom
  - C. They are the same
  - D. Unable to tell from this graph
10. What was the approximate GDP of the United Kingdom in 1998?
- A. \$1,000
  - B. \$1,000,000
  - C. \$1,000,000,000
  - D. \$1,000,000,000,000
11. Which is true about the GDP of Germany and the United Kingdom?
- A. The GDP of both countries held steady.
  - B. The GDP of both countries grew at about the same rate.
  - C. Germany's GDP was growing at a faster rate than the United Kingdom.
  - D. Germany's GDP was growing at a slower rate than the United Kingdom.



# SOCIAL STUDIES

## PRETEST

12. Which would be the BEST research question for a sixth grader's report on Europe?
- A. What is the capital of Russia?
  - B. What was the history of Europe?
  - C. What were the main causes of World War II?
  - D. How are Americans and Europeans alike, and how are they different?

Use the events in the box to answer questions 13-14.

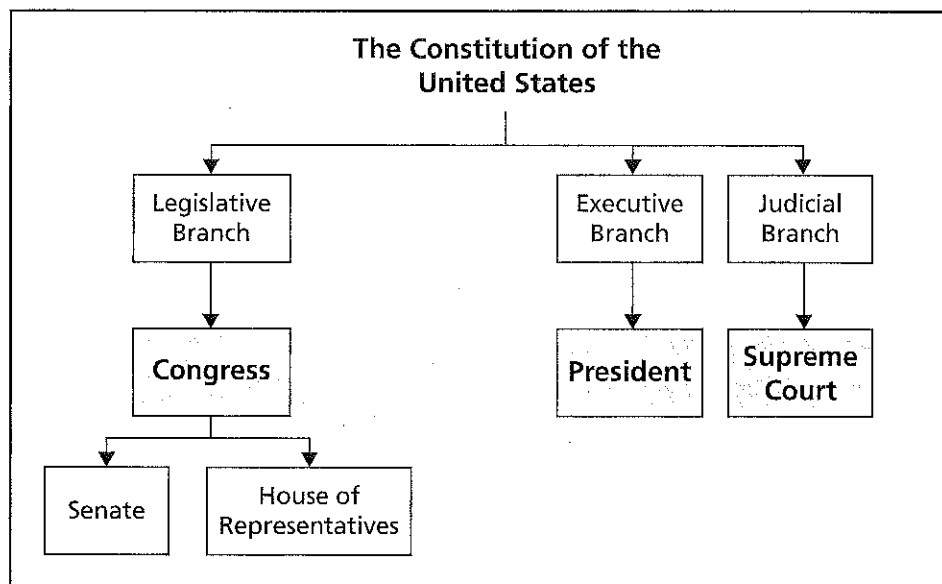
- I. Apple Computer invented the iPod with the ability to download songs over the Internet.
- II. The Internet was common in people's homes.
- III. Apple Computer sold its one-millionth song for iPod over the Internet.
- IV. Home computers became common in Americans' homes.

13. Which shows the events listed above in correct order?
- A. I, III, IV, II
  - B. III, IV, I, II
  - C. II, IV, I, III
  - D. IV, II, I, III
14. Which would be needed in order to use this information to create a timeline?
- A. dates for each event
  - B. more events in the history of electronic music
  - C. the history of the Apple Computer company
  - D. information on how long it takes to download music



# SOCIAL STUDIES

## PRETEST



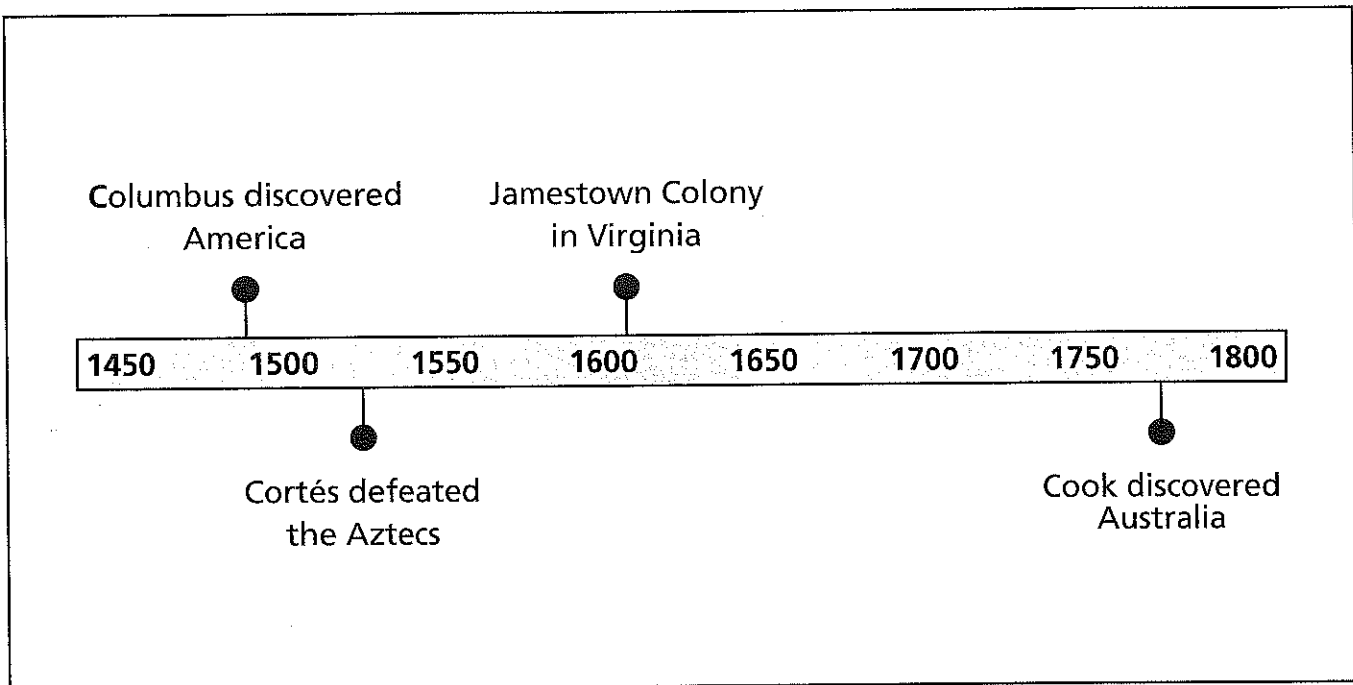
Use the diagram to answer questions 15-18.

15. What is the purpose of this diagram?
- A. to identify the leaders of the U.S. government
  - B. to show how the U.S. government is organized
  - C. to show which branch of government is most powerful
  - D. to identify the type of government used in other countries
16. What branch of government is divided into two parts?
- A. the Constitution
  - B. the executive branch
  - C. the judicial branch
  - D. the legislative branch
17. Who is the leader in the executive branch of government?
- A. Congress
  - B. the Constitution
  - C. the President
  - D. the Supreme Court
18. Why is the Constitution at the top level of this chart?
- A. to show that it cannot be changed
  - B. to show that it controls the things below it in the diagram
  - C. because most of the Constitution was written in 1787, and the president was recently elected
  - D. because the Constitution was written by the Founding Fathers and is more important than any other document



# SOCIAL STUDIES

## PRETEST



Use the timeline to answer questions 19-22.

19. In what century did Christopher Columbus land in the New World?

- A. 13th
- B. 14th
- C. 15th
- D. 16th

20. About how many years passed between Columbus's voyage and the discovery of Australia by Cook?

- A. not quite 300
- B. exactly 300
- C. about 350
- D. much more than 350

21. When did Cortés defeat the Aztecs?

- A. 1500
- B. about 1520
- C. about 1540
- D. 1550

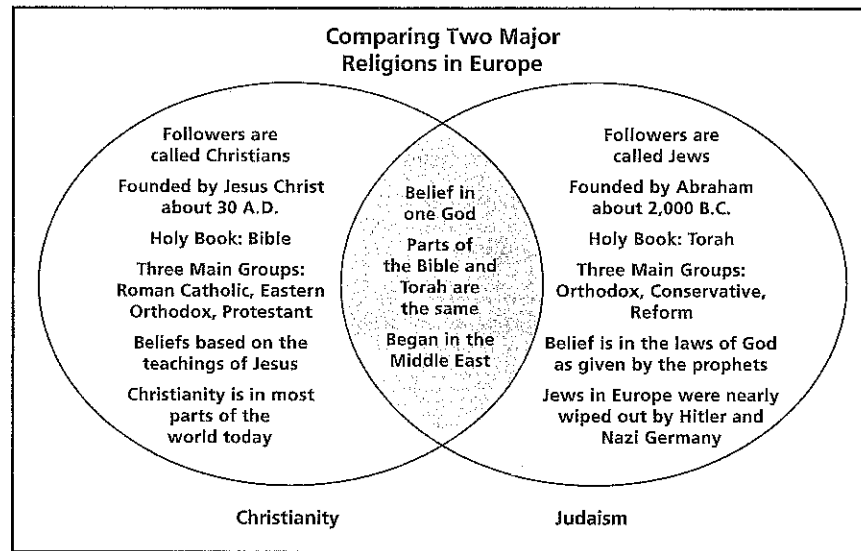
22. Which event happened LAST?

- A. Columbus discovered America.
- B. Cook discovered Australia.
- C. Cortés defeated the Aztecs.
- D. Jamestown was settled.



# SOCIAL STUDIES

## PRETEST



Use the Venn diagram to answer questions 23-26.

23. Which of the religions began in the Middle East?
- A. Judaism
  - B. Christianity
  - C. both of them
  - D. neither of them
24. What is one difference between the two religions?
- A. Each has a belief in one God.
  - B. Each began in the Middle East.
  - C. Some holy writings are the same.
  - D. Beliefs are based on the teachings of Jesus.
25. Which question can be answered using this diagram?
- A. What are the major religions in Europe?
  - B. Which religion has the most followers in Europe?
  - C. Who were the founders of Christianity and Judaism?
  - D. What cities are considered "holy" to Christians and Jews?
26. Which is an OPINION about two of the religions in Europe?
- A. Judaism is the older of the two religions.
  - B. Christians base their beliefs on the teachings of Jesus.
  - C. Christians and Jews each believe that there is only one God.
  - D. The Jewish synagogues are the most beautiful churches in Europe.





# SOCIAL STUDIES

## PRETEST

27. Which must be included on a bar graph for it to be useful for sharing information?
- A. graph paper
  - B. a computer printer
  - C. labels for each axis
  - D. different colored bars
28. Which reference book would be BEST to locate a map of Australia?
- A. almanac
  - B. atlas
  - C. dictionary
  - D. thesaurus
29. Which BEST describes the purpose of an almanac?
- A. to be a source of maps for locations in the world
  - B. to suggest synonyms and antonyms of given words
  - C. to give definitions and origins of a language's words
  - D. to provide an annual update of useful facts and statistical information
30. Which model gives the BEST representation of the location of places on Earth's surface?
- A. atlas map
  - B. foldable map
  - C. globe
  - D. highway map



# SOCIAL STUDIES

## PRETEST



Use the map to answer questions 31-35.

31. What German state capital is located closest to latitude  $48^{\circ}\text{N}$  and longitude  $12^{\circ}\text{E}$ ?

- A. Berlin
- B. Freiburg
- C. Magdeburg
- D. Munich

32. What is the approximate distance, in miles, from Berlin to the Polish border?

- A. 50 miles
- B. 75 miles
- C. 100 miles
- D. 200 miles

33. What symbol is used to identify the German capital city on the map?

- A. a circle
- B. a circle within a circle
- C. a star
- D. a star with a circle around it

34. What BEST describes this type of map?

- A. climate map
- B. physical map
- C. political map
- D. topographic map

35. What question could be answered using this map?

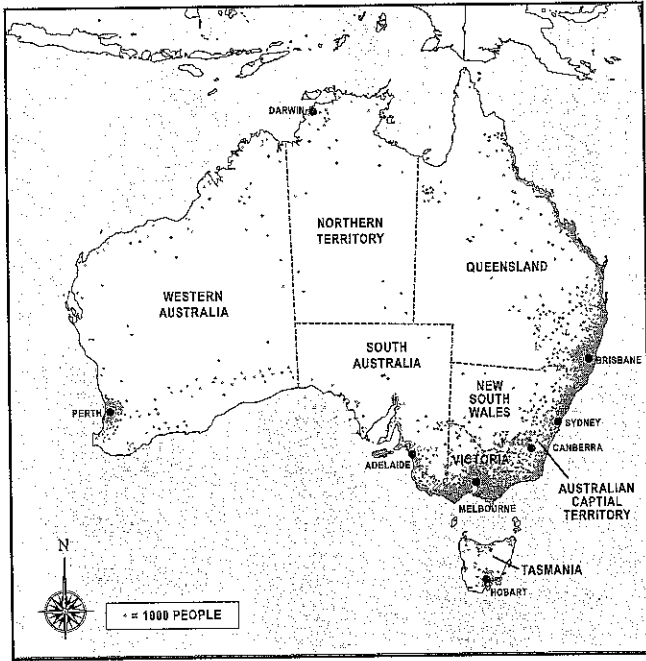
- A. What are Germany's main ports?
- B. Where are Germany's major airports?
- C. Where are the major highways in Germany?
- D. What are the major languages spoken in Germany?



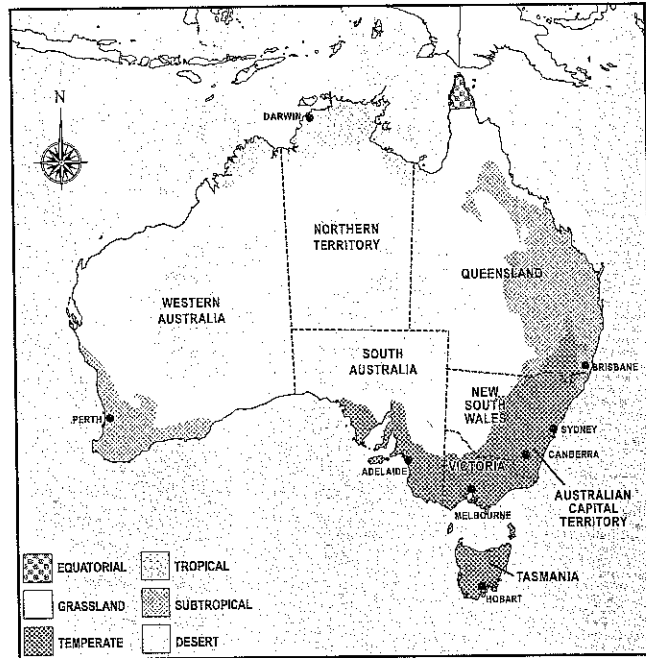
# SOCIAL STUDIES

## PRETEST

Study both maps. Use the maps to answer questions 36-39.



Population Density of Australia



Climate Zones in Australia

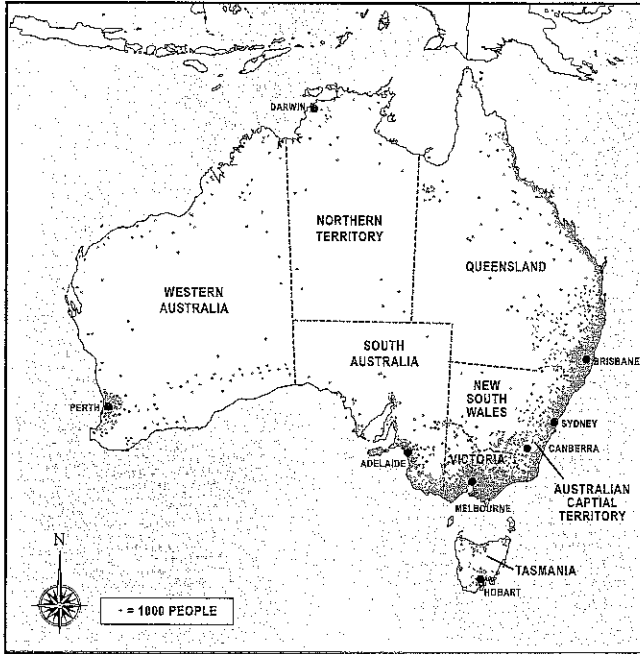
36. What does a dot on the population density map represent?
- A. city or town
  - B. 1,000 people
  - C. crowded location
  - D. location of special place
37. Where is the largest concentration of people in Australia?
- A. in South Australia
  - B. in the Northern Territory
  - C. in central Western Australia
  - D. in New South Wales and Victoria
38. Where is the coolest climate in Australia?
- A. Northern Territory
  - B. Queensland
  - C. South Australia
  - D. Tasmania
39. Which city has the warmest climate and the least populated area?
- A. Brisbane
  - B. Darwin
  - C. Sydney
  - D. Melbourne



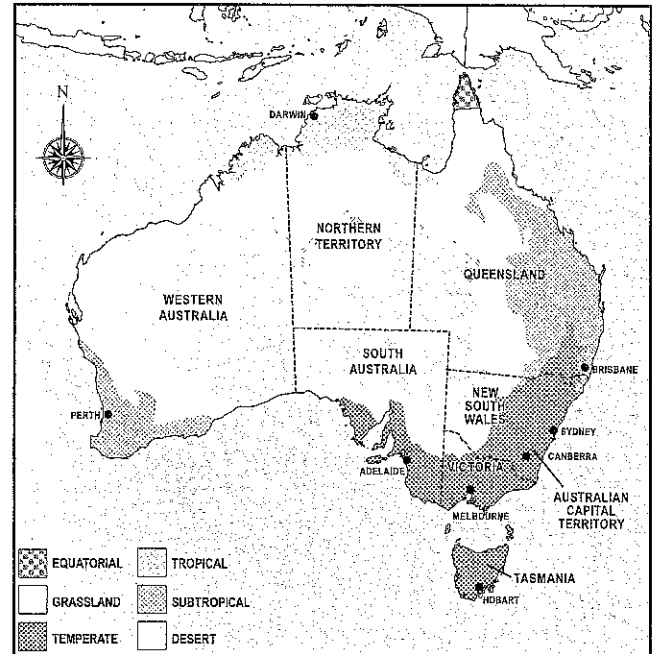
# SOCIAL STUDIES

## PRETEST

Study both maps. Use the maps to answer questions 40-41.



Population Density of Australia



Climate Zones in Australia

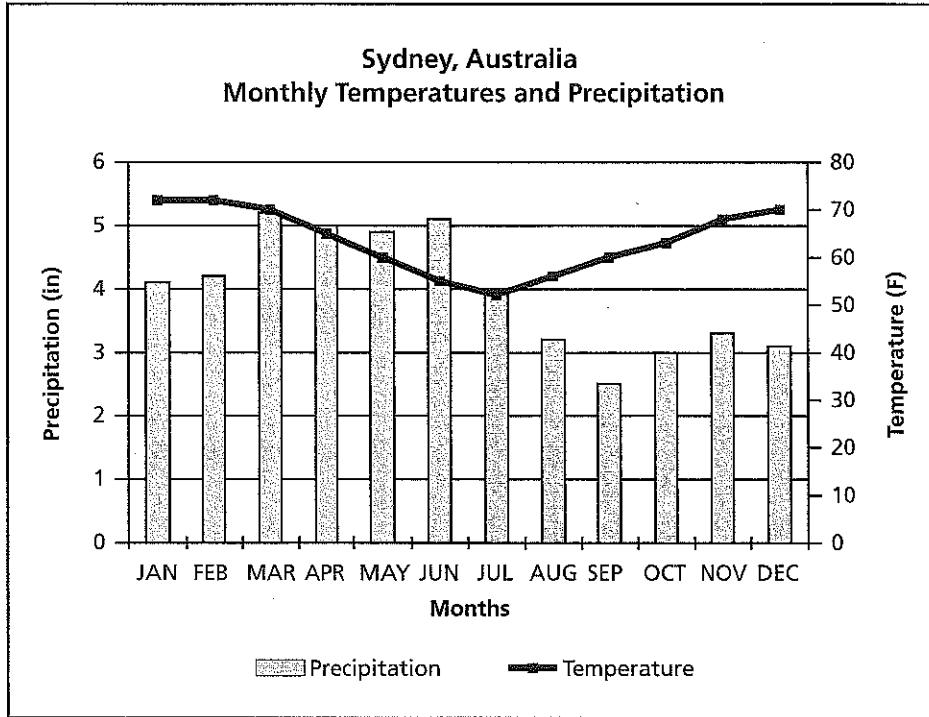
40. Which describes where people live in Australia?
- A. Australians tend to live far apart, and the climate varies with the altitude.
  - B. Most Australians live along the southeast coast where there is a temperate climate.
  - C. Most Australians live along the western coast of Australia where the climate varies.
  - D. Australians are spread across their country, and they enjoy a warm and humid climate.
41. Which of these maps is MOST LIKELY to need updating in the next twenty years?
- A. the climate zone map
  - B. the population density map
  - C. Both maps will need updating.
  - D. Neither map should need to be updated.



# SOCIAL STUDIES

## PRETEST

Use the graph below to answer questions 42-45.



42. Which is the coolest month in Sydney, Australia?

- A. April
- B. July
- C. August
- D. December

43. In which month does Sydney, Australia, usually get more than 5 inches of rain?

- A. January
- B. March
- C. July
- D. September

44. What is the driest month in Sydney, Australia?

- A. January
- B. March
- C. July
- D. September

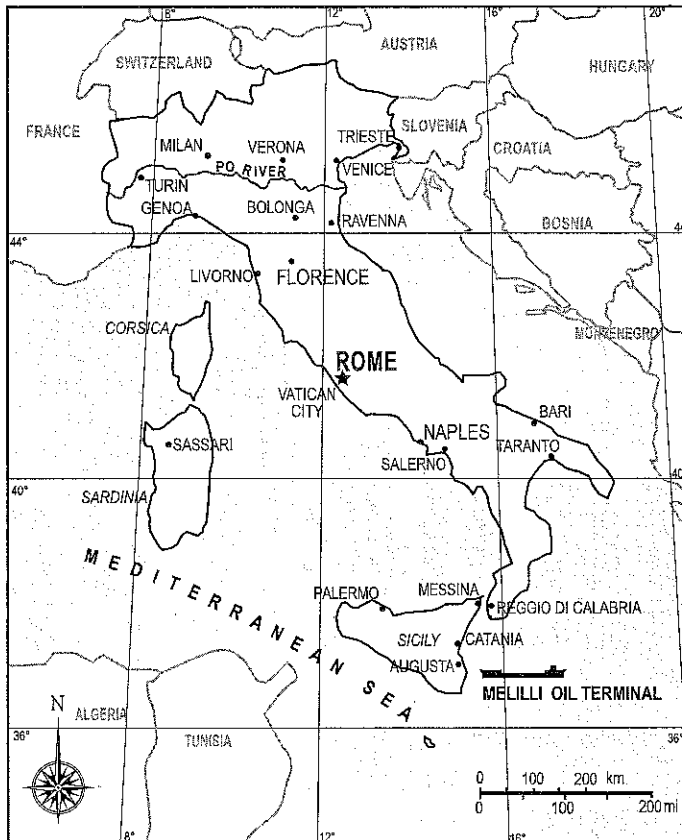
45. Which is generally true of temperatures in Sydney from July to December?

- A. They are increasing.
- B. They are decreasing.
- C. They stay about the same.
- D. They follow the same pattern as January to June.



# SOCIAL STUDIES

## PRETEST



Use the map to answer questions 46-50.

46. Which city is approximately 200 miles from Rome?

- A. Naples, Italy
- B. Sassari, Sardinia
- C. Taranto, Italy
- D. Vatican City

47. What fact about Italy's location would be MOST helpful to Italian merchants trading with other countries?

- A. There is an oil terminal in Sicily.
- B. It is surrounded on three sides by seas.
- C. There are many natural resources in the country.
- D. It is far from other countries with a similar climate.

48. Which coordinates are closest to Genoa, Italy?

- A. 43°N, 9°E
- B. 44°N, 9°E
- C. 44°N, 7°E
- D. 43°N, 7°E

49. Which direction from Rome is Venice?

- A. east
- B. north
- C. south
- D. west

50. Which describes how the Po River flows?

- A. north to south across the center of Italy
- B. east to west across the southern tip of Italy
- C. west to east across the northern part of Italy
- D. south to north through the southern part of Italy

Student Name: \_\_\_\_\_

Assignment: \_\_\_\_\_

Period: \_\_\_\_\_

--	--	--	--	--	--	--	--	--	--

Student ID Number

0	0	0	0	0	0	0	0	0	0
1	1	1	1	1	1	1	1	1	1
2	2	2	2	2	2	2	2	2	2
3	3	3	3	3	3	3	3	3	3
4	4	4	4	4	4	4	4	4	4
5	5	5	5	5	5	5	5	5	5
6	6	6	6	6	6	6	6	6	6
7	7	7	7	7	7	7	7	7	7
8	8	8	8	8	8	8	8	8	8
9	9	9	9	9	9	9	9	9	9

**Marking Instructions:**

Use a No. 2 pencil (no ink or ballpoint pens)

Fill the circles in completely

Erase completely to change your answer

Make no stray marks

**Example:**

A	B	C	D
<input type="radio"/>	<input checked="" type="radio"/>	<input type="radio"/>	<input type="radio"/>

**Score:**

--

1	A	B	C	D
	<input type="radio"/>	<input type="radio"/>	<input type="radio"/>	<input type="radio"/>

2	A	B	C	D
	<input type="radio"/>	<input type="radio"/>	<input type="radio"/>	<input type="radio"/>

3	A	B	C	D
	<input type="radio"/>	<input type="radio"/>	<input type="radio"/>	<input type="radio"/>

4	A	B	C	D
	<input type="radio"/>	<input type="radio"/>	<input type="radio"/>	<input type="radio"/>

5	A	B	C	D
	<input type="radio"/>	<input type="radio"/>	<input type="radio"/>	<input type="radio"/>

6	A	B	C	D
	<input type="radio"/>	<input type="radio"/>	<input type="radio"/>	<input type="radio"/>

7	A	B	C	D
	<input type="radio"/>	<input type="radio"/>	<input type="radio"/>	<input type="radio"/>

8	A	B	C	D
	<input type="radio"/>	<input type="radio"/>	<input type="radio"/>	<input type="radio"/>

9	A	B	C	D
	<input type="radio"/>	<input type="radio"/>	<input type="radio"/>	<input type="radio"/>

0	A	B	C	D
	<input type="radio"/>	<input type="radio"/>	<input type="radio"/>	<input type="radio"/>

11	A	B	C	D
	<input type="radio"/>	<input type="radio"/>	<input type="radio"/>	<input type="radio"/>

12	A	B	C	D
	<input type="radio"/>	<input type="radio"/>	<input type="radio"/>	<input type="radio"/>

13	A	B	C	D
	<input type="radio"/>	<input type="radio"/>	<input type="radio"/>	<input type="radio"/>

14	A	B	C	D
	<input type="radio"/>	<input type="radio"/>	<input type="radio"/>	<input type="radio"/>

15	A	B	C	D
	<input type="radio"/>	<input type="radio"/>	<input type="radio"/>	<input type="radio"/>

16	A	B	C	D
	<input type="radio"/>	<input type="radio"/>	<input type="radio"/>	<input type="radio"/>

17	A	B	C	D
	<input type="radio"/>	<input type="radio"/>	<input type="radio"/>	<input type="radio"/>

18	A	B	C	D
	<input type="radio"/>	<input type="radio"/>	<input type="radio"/>	<input type="radio"/>

19	A	B	C	D
	<input type="radio"/>	<input type="radio"/>	<input type="radio"/>	<input type="radio"/>

20	A	B	C	D
	<input type="radio"/>	<input type="radio"/>	<input type="radio"/>	<input type="radio"/>

21	A	B	C	D
	<input type="radio"/>	<input type="radio"/>	<input type="radio"/>	<input type="radio"/>

22	A	B	C	D
	<input type="radio"/>	<input type="radio"/>	<input type="radio"/>	<input type="radio"/>

23	A	B	C	D
	<input type="radio"/>	<input type="radio"/>	<input type="radio"/>	<input type="radio"/>

24	A	B	C	D
	<input type="radio"/>	<input type="radio"/>	<input type="radio"/>	<input type="radio"/>

25	A	B	C	D
	<input type="radio"/>	<input type="radio"/>	<input type="radio"/>	<input type="radio"/>

26	A	B	C	D
	<input type="radio"/>	<input type="radio"/>	<input type="radio"/>	<input type="radio"/>

27	A	B	C	D
	<input type="radio"/>	<input type="radio"/>	<input type="radio"/>	<input type="radio"/>

28	A	B	C	D
	<input type="radio"/>	<input type="radio"/>	<input type="radio"/>	<input type="radio"/>

29	A	B	C	D
	<input type="radio"/>	<input type="radio"/>	<input type="radio"/>	<input type="radio"/>

30	A	B	C	D
	<input type="radio"/>	<input type="radio"/>	<input type="radio"/>	<input type="radio"/>

31	A	B	C	D
	<input type="radio"/>	<input type="radio"/>	<input type="radio"/>	<input type="radio"/>

32	A	B	C	D
	<input type="radio"/>	<input type="radio"/>	<input type="radio"/>	<input type="radio"/>

33	A	B	C	D
	<input type="radio"/>	<input type="radio"/>	<input type="radio"/>	<input type="radio"/>

34	A	B	C	D
	<input type="radio"/>	<input type="radio"/>	<input type="radio"/>	<input type="radio"/>

35	A	B	C	D
	<input type="radio"/>	<input type="radio"/>	<input type="radio"/>	<input type="radio"/>

36	A	B	C	D
	<input type="radio"/>	<input type="radio"/>	<input type="radio"/>	<input type="radio"/>

37	A	B	C	D
	<input type="radio"/>	<input type="radio"/>	<input type="radio"/>	<input type="radio"/>

38	A	B	C	D
	<input type="radio"/>	<input type="radio"/>	<input type="radio"/>	<input type="radio"/>

39	A	B	C	D
	<input type="radio"/>	<input type="radio"/>	<input type="radio"/>	<input type="radio"/>

40	A	B	C	D
	<input type="radio"/>	<input type="radio"/>	<input type="radio"/>	<input type="radio"/>

41	A	B	C	D
	<input type="radio"/>	<input type="radio"/>	<input type="radio"/>	<input type="radio"/>

42	A	B	C	D
	<input type="radio"/>	<input type="radio"/>	<input type="radio"/>	<input type="radio"/>

43	A	B	C	D
	<input type="radio"/>	<input type="radio"/>	<input type="radio"/>	<input type="radio"/>

44	A	B	C	D
	<input type="radio"/>	<input type="radio"/>	<input type="radio"/>	<input type="radio"/>

45	A	B	C	D
	<input type="radio"/>	<input type="radio"/>	<input type="radio"/>	<input type="radio"/>

46	A	B	C	D
	<input type="radio"/>	<input type="radio"/>	<input type="radio"/>	<input type="radio"/>

47	A	B	C	D
	<input type="radio"/>	<input type="radio"/>	<input type="radio"/>	<input type="radio"/>

48	A	B	C	D
	<input type="radio"/>	<input type="radio"/>	<input type="radio"/>	<input type="radio"/>

49	A	B	C	D
	<input type="radio"/>	<input type="radio"/>	<input type="radio"/>	<input type="radio"/>

50	A	B	C	D
	<input type="radio"/>	<input type="radio"/>	<input type="radio"/>	<input type="radio"/>

4